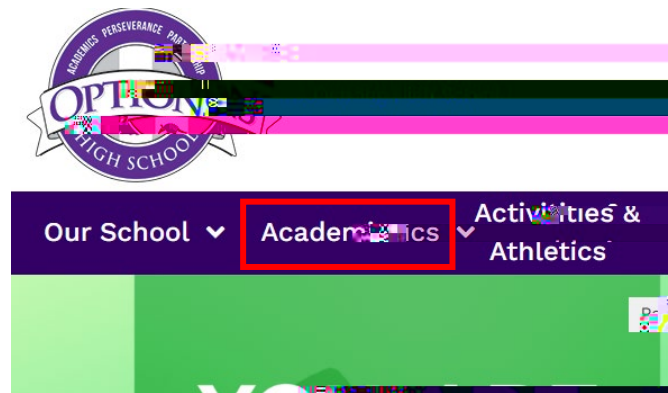



Task: Sign into Imagine Edgenuity on a District Laptop

This is the platform that your online classes will be using

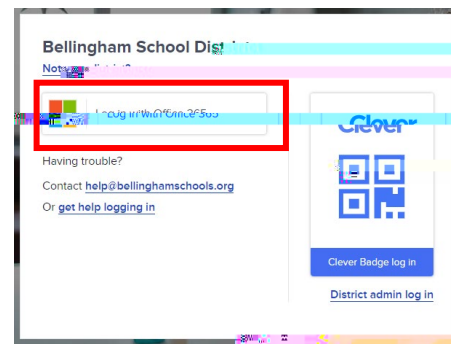
1. Login to your device and open your browser.
2. It should default to your home school website or Options H.S. if you are full time at BVL.
3. You will then want to select the Academics tab from the top menu



4. Each school website may have different links on the drop-down menu, but they should all have a link to **Imagine Edgenuity/BVL** in the first column.



5. Once you click on the link, this login window will appear.



email address and password the first time, but it will eventually open into the learning platform where you will view an introductory video.



Close all windows and start on the next task.